

BW - 30 / O



FEATURES

Accepts custom panels for an integrated look within cabinetry or stainless-steel accessory panels and handles to match other Sub-Zero, Wolf, and Cove products

Offers any-occasion-146-bottle capacity

Store reds and whites in separate temperature zones that keep wines at proper serving temperatures, within one degree of setpoint

Maintains constant, moderate humidity with dual evaporators so corks do not dry out

Shields wine from aging with UV-resistant glass door

Select the wine you want without agitating others with textured roller-glide shelves that do not vibrate

Locks in cold air to ensure freshness with magnetic door seals

Locate your favorite bottles easily with LED lighting

Organize your collection with our inventory tile system

Connects to your home security system

ACCESSORIES

60" Dual Flush Inset Stainless Grille Panel

66" Dual Flush Inset Stainless Grille Panel

90° Door Stop

Bulk Storage Drawer

Cherrywood Humidor

Custom Side Panel Mounting Kit

Dessert Wine Rack

Dual Installation Kit

Extended Framed Handle Kit

Framed Handle

Framed Louvered Grille Insert

Grille Frame - 83"

Grille Frame - 84"

Grille Frame - 88"

Lock Kit

Louvered Grille - 83"

Louvered Grille - 88"

Pro Louvered Flush Inset Grille - 84"


Stainless Steel Dual Flush Inset Door Panel with Pro Handle

Stainless Steel Dual Flush Inset Door Panel with Tubular Handle

Stainless Steel Flush Inset Door Panel with Pro Handle

Stainless Steel Flush Inset Door Panel with Tubular Handle

Stainless Steel Flush Inset Grille Panel



HANDLE ACCESSORIES

PRO



TUBULAR



Stainless Steel Kickplate - Left Hinge

Stainless Steel Kickplate - Right Hinge

Stainless Steel Side Panel

White Side Panel

Wine Inventory Tiles

Wine Inventory Tiles - Writable

Dual Installation Kit with Dual Wide Grille

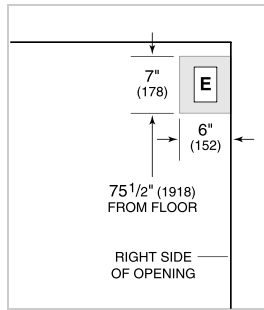
Accessories are available through an authorized dealer.
For local dealer information, visit subzero-wolf.com/locator.

Specifications are subject to change without notice. This information was generated on February 11, 2021. Verify specifications prior to finalizing your cabinetry/enclosures.

PRODUCT SPECIFICATIONS

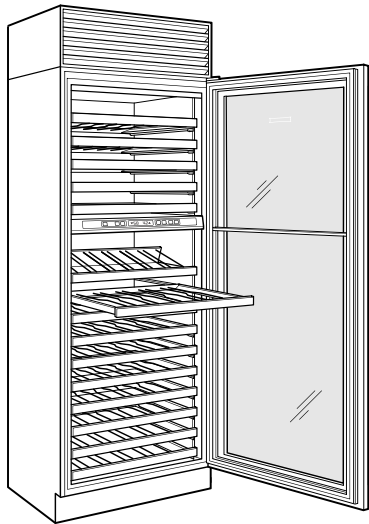
Model	BW-30/O
Dimensions	30"W x 84"H x 24"D
Door Clearance	31 3/4"
Weight	445 lbs
Electrical Supply	115 VAC, 60 Hz
Electrical Service	15 amp dedicated circuit
Wine Storage Capacity	146 Bottles

ELECTRICAL



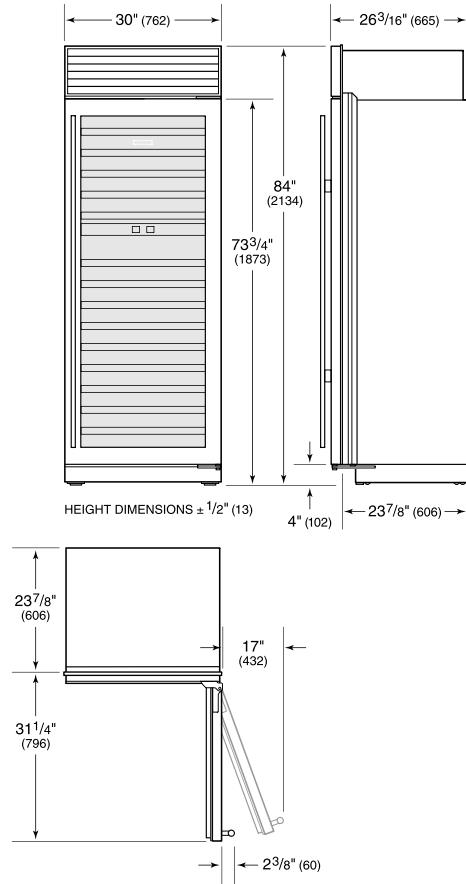
NOTE: Dimensions in parenthesis are in millimeters unless otherwise specified

INTERIOR VIEW

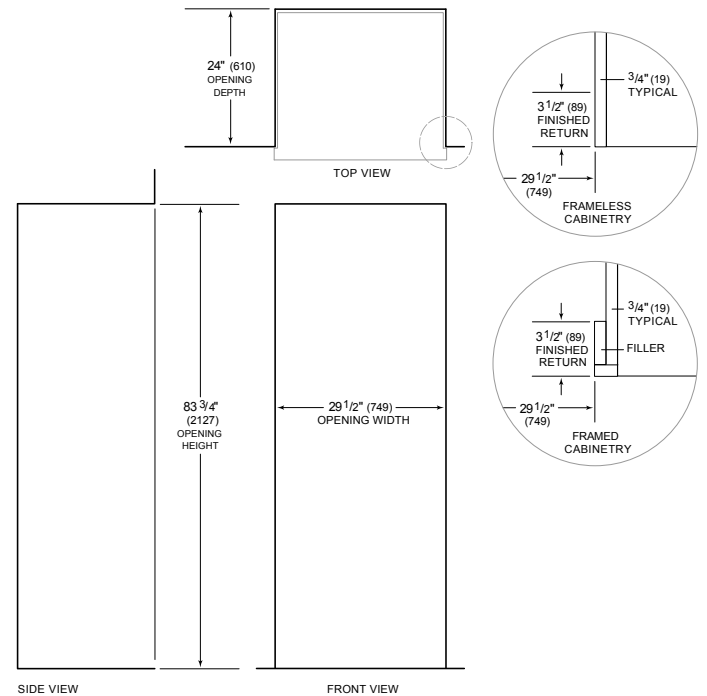


This illustration is intended for interior reference only and may not represent the exterior of the model being specified.

DIMENSIONS



STANDARD INSTALLATION



NOTE: 3 1/2" (89) finished returns will be visible and should be finished to match cabinetry. Shaded line represents profile of unit.