

Features

- Combines with K-2028 lavatory basins to create K-2035 Pinoir wall-mount lavatories
- Please see K-2035 series lavatories for full details
- Constructed of vitreous china
- Shroud for wall-mount installation

Recommended Products/Accessories

K-2028-4 Wall-mount Bathroom Sink
K-2028-1 Wall-mount Bathroom Sink
K-2028-8 Wall-mount Bathroom Sink

Included Components

Additional Components:

Hanger(s)
Vitreous Schrod



ADA

CSA B651

OBC

Codes/Standards





ASME A112.19.2/CSA B45.1
ADA
ICC/ANSI A117.1
CSA B651
OBC

KOHLER® One-Year Limited Warranty

See website for detailed warranty information.

Available Colors/Finishes

Color tiles intended for reference only.

Color	Code	Description
	0	White
	96	Biscuit
	47	Almond
	17	Teal

No image available.
This product is a component and not intended to be a standalone installation.

Technical Information

All product dimensions are nominal.

Installation: Wall-mount

Notes

Install this product according to the installation instructions.

ADA, OBC, CSA B651 compliant when installed to the specific requirements of these regulations.