
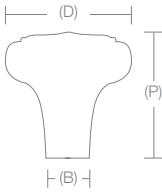

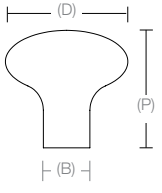


Sandcast Bronze Cabinet Knob & Pull Specifications


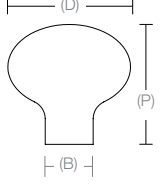
Sandcast Bronze Barn Knob

		Product Code	Dimension(D)	Projection(P)	Base Diameter(B)
		86338	1"	1"	3/8"
		86339	1 1/4"	1 1/8"	4/9"
		86340	1 3/4"	1 1/2"	5/8"


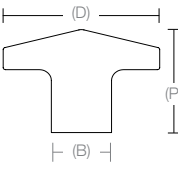
Sandcast Bronze Round Knob

		Product Code	Dimension(D)	Projection(P)	Base Diameter(B)
		86057	1"	1"	1/2"
		86058	1 1/4"	1 1/4"	1/2"
		86117	1 3/4"	1 3/4"	5/8"


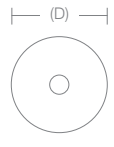
Sandcast Bronze Egg Knob

		Product Code	Dimension(D)	Projection(P)	Base Diameter(B)
		86052	1"	1"	1/2"
		86053	1 1/4"	1 1/4"	1/2"
		86217	1 3/4"	1 3/8"	5/8"


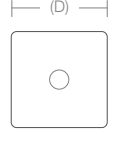
Sandcast Bronze Square Knob

		Product Code	Dimension(D)	Projection(P)	Base Diameter(B)
		86145	1 1/4"	1 1/4"	1/2"
		86146	1 5/8"	1 1/8"	5/8"

Sandcast Round Back Plate


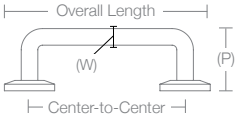
		Product Code	Dimension(D)	Thickness
		86341	1 1/4"	1/8"

Sandcast Square Back Plate



		Product Code	Dimension(D)	Thickness
		86342	1 1/4"	1/8"

Sandcast Bronze Cabinet Knob & Pull Specifications


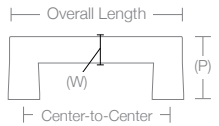
Sandcast Bronze Rod Pull

		Product Code Overall Length Dimension C-to-C Projection(P) Width(W)
		86054 4" 3" 1 1/4" 3/8"
		86055 4 1/2" 3 1/2" 1 1/4" 3/8"
		86056 5" 4" 1 1/4" 3/8"
		86253 7" 6" 1 1/4" 3/8"


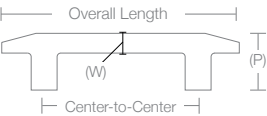
Sandcast Bronze Twig Pull

		Product Code Overall Length Dimension C-to-C Projection(P)
		86061 4 1/2" 3" 1 1/4"
		86062 5 1/8" 3 1/2" 1 1/4"
		86063 5 1/4" 4" 1 1/4"
		86252 7 1/2" 6" 1 1/4"


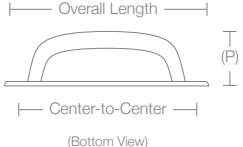
Sandcast Bronze Rail Pull

		Product Code Overall Length Dimension C-to-C Projection(P) Width(W)
		86332 3 1/2" 3" 1 1/4" 3/8"
		86333 4" 3 1/2" 1 1/4" 3/8"
		86334 4 1/2" 4" 1 1/4" 3/8"
		86335 6 1/2" 6" 1 3/8" 3/8"
		86336 8 1/2" 8" 1 3/8" 3/8"
		86337 10 1/2" 10" 1 3/8" 3/8"


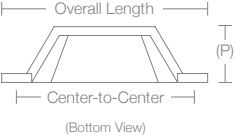
Sandcast Bronze Pyramid Pull

		Product Code Overall Length Dimension C-to-C Projection(P) Width(W)
		86328 4 1/2" 3" 1" 1"
		86329 5" 3 1/2" 1" 1"
		86330 5 1/2" 4" 1" 1"
		86331 7 1/2" 6" 1 1/8" 1 1/8"

Sandcast Bronze Ranch Bin Pull

		Product Code Overall Length Dimension C-to-C Height Projection(P) Width(W)
		86326 3 5/8" 3" 1 5/8" 1" 1 1/2"
		86327 4 5/8" 4" 1 3/4" 1" 1 1/2"

Sandcast Bronze Bin Pull

		Product Code Overall Length Dimension C-to-C Height Projection(P) Width(W)
		86051 3 1/2" 3" 1 1/2" 1" 1 1/2"
		86050 4 5/8" 4" 1 5/8" 1" 1 1/2"